


YOSEMITE SAM QUOTES

Stage 1 – The Gaslight Theater

Any one of you lily-livered, bow-legged varmints care to slap leather with me?



Ammunition and Staging:

Rifle – 10 + 1 rounds stage on either doorway shelf.

Pistols – 5 rounds each, holstered.

Shotgun – 4+ rounds, staged on either window shelf.

Starting Position

Shooter starts at window of choice, hands flat on window sill.

Ready Line

Any one of you lily-livered, bow-legged varmints care to slap leather with me?!??

At The Beep


Knock down two shotgun targets from each window. Make-ups from when and where engaged.

Make shotgun safe. From doorway, engage pistol/rifle targets in a “Revolutionary Sweep”. Put one round on target 1, seven rounds on target two, seven rounds on target 3, and six rounds on target 4. (1-7-7-6). Rifle reload may be done at any time. This is a round count. Do not end with the rifle.

YOSEMITE SAM QUOTES

Stage 2 – The Stoney Bottom Gazette

I'm the hootin-est, tootin-est shootin-est bob-tailed wildcat in the west!



Ammunition and Staging:

Rifle – 10 rounds stage on either window shelf.

Pistols – 5 rounds each, holstered.

Shotgun – 4+ rounds, staged on opposite window shelf.

Starting Position

Shooter starts at window with shotgun in hand, the other hand touching the window frame.

Ready Line

"I'm the hootin-est, tootin-est, shootin-est bob-tailed wildcat in the west!."

At The Beep

Knock down two shotgun targets from either window, then move to other window and repeat. Make-ups from where and when engaged. Make shotgun safe. Using rifle, engage rifle targets in a "Twister" sweep (1,2,3,4,2,3,1,2,3,4) from either end. Make rifle safe. Move to doorway and engage pistol targets in the same manner.

YOSEMITE SAM QUOTES

Stage 3 – The Saloon

I'm the fastest gun north, south, east and west of the Pecos!



Ammunition and Staging:

Rifle – 10 rounds stage on window shelf.

Pistols – 5 rounds each, holstered.

Shotgun – 4+ rounds, staged in outhouse.

Starting Position

Shooter starts in right doorway in Texas Surrender position.

Ready Line

I'm the fastest gun north, south, east aaannnnnnndddd west of the Pecos!


At The Beep

Using pistols, engage pistol targets in two separate “inside/outside sweeps” (1,5,2,4,3) from either end. Holster. Move to window and engage rifle targets in the same manner. Make rifle safe on window shelf. Move to outhouse and knock down all four shotgun targets.

YOSEMITE SAM QUOTES

Stage 4 – The Bank

Stranger, you just “yupped” yourself into a hole in the head!



Ammunition and Staging:

Rifle – 10 rounds stage on left window shelf.

Pistols – 5 rounds each, holstered.

Shotgun – 4+ rounds, staged on right window shelf.

Starting Position

Shooter starts at right window, in SASS default position.

Ready Line

“Stranger, you just “yupped” yourself into a hole in the head!”


At The Beep

Using pistols, alternate on two targets for 10 rounds a 1-1-3-3-1-1 sweep (ex., 1,2,1,1,1,2,2,2,1,2) starting on either target. Holster. Move to left window and engage rifle targets in the same manner. Move back to right window and engage shotgun targets until down.

YOSEMITE SAM QUOTES

Stage 5 – The Hardware Store

And you're gonna be eatin' lead! I'm a-warnin' you stranger!



Ammunition and Staging:

Rifle – 10 rounds, rifle in hand.

Pistols – 5 rounds each, holstered.

Shotgun – 6+ rounds, staged on either window shelf.

Starting Position

Shooter starts at doorway with rifle shouldered and pointed at target. After that, it's shooter's choice (either shotgun or pistols).

Ready Line

"And you're gonna be eatin' lead! I'm a-warnin' you stranger!"

At The Beep

With rifle, through doorway, triple tap an inside target, then sweep from either direction, then triple tap the other center target. Engage pistol targets through left window in the same manner. Knock down two shotgun targets through each opening. Make-up from where and when engaged.

YOSEMITE SAM QUOTES

Stage 6 – Fort Hopeless

Start walkin' ya doggone long-eared galoot!



Ammunition and Staging:

Rifle – 10 rounds stage on center table.

Pistols – 5 rounds each, holstered.

Shotgun – 4+ rounds, staged on either end shelf.

Starting Position

Shooter starts with shotgun in hand.

Ready Line

“Start walkin’ ya doggone long-eared galoot!”

At The Beep

Engage two knockdown targets. Taking shotgun with you, move to center table. Make shotgun safe.

Using pistols, engage the pistol targets as follows: triple tap the center target, then double tap an outside target, then triple tap the center target again, then double tap the other outside target.

Repeat with rifle. Make rifle safe. With shotgun, move to other outside shelf and knock down two remaining shotgun targets. Shotgun makeups from where and when engaged.