

THE OUTLAW JOSEY WALES


STAGE 1. THE GASLIGHT THEATER

Having been betrayed by his commander at the surrender of his band of Missouri guerillas, Josey Wales decides to fight the entire Union army when he sees his unarmed comrades being killed. His young friend Jamie shouts, “You can’t get ‘em all, Josey!”.

“That’s a fact,” responds Josey.

“Well, how come you’re doin’ this, then?”

Josey: “Cuz I ain’t got nothin’ better to do.”



Sponsored by
WOODFOX

“Cuz I ain’t got nothin’ better to do.”

Ammunition and Staging

Rifle – 10 rounds, staged on either doorway shelf.

Pistols – 5 rounds each, holstered.

Shotgun – 4+ rounds, staged on either window shelf.

Starting Position

Shooter starts at center doorway, revolver(s) in hand(s), pointed at target.

Ready Line

“Cuz I ain’t got nothin’ better to do.”

At the Beep

With pistols, sweep targets from either end in a Hillbilly Sweep (i.e., P1, P1, P2, P3, P4, P4, P3, P2, P1, P1). Holster. Using rifle, engage rifle targets in the same manner. Move to shotgun and knock down two shotgun targets from each window.

THE OUTLAW JOSEY WALES

STAGE 2: THE STONEY BOTTOM GAZETTE

Waiting for the ferry, Josey and Jamie meet up with a pushy carpetbagger hawking a cure-all medicine. The carpetbagger insists it works on everything, whereupon Josey spits a stream of tobacco juice on the carpetbagger's suit.

Josey: "How is it on stains?"



Sponsored by BOBBY TOO SMOOTH DANCE HALL DARLIN

"How is it on stains?"

Ammunition and Staging

Rifle – 10 rounds, staged on right window shelf.

Pistols – 5 rounds each, holstered.

Shotgun – 2+ rounds, in hand.

Starting Position

Shooter starts at doorway, with shotgun and shells in hand, but shells not touching shotgun (as gamey as possible).

Ready Line

"How is it on stains?"

At the Beep

Knock down both shotgun targets. Move to right window and make shotgun safe on window shelf. With rifle, engage center target four times, then double tap sweep all three targets from either end. (ex., R2, R2, R2, R2, R1, R1, R2, R2, R3, R3). Make rifle safe on right window shelf. Move to left window and engage pistol targets the same as the rifle.

THE OUTLAW JOSEY WALES

STAGE 3: THE SALOON

After crossing the river, Union cavalry appear on the far shore and boards the ferry to continue their pursuit of Josey and Jamie. Josie readies his Sharps rifle and explains his tactics to the snake oil salesman.

Josey: “Well, Mr. Carpetbagger, we got somethin’ in this territory called ‘the Missouri boat ride’!”



Sponsored by SHADY WAYNE

Well, Mr. Carpetbagger, we got somethin’ in this territory called ‘The Missouri Boatride’.

Ammunition and Staging

Rifle – 10 rounds shouldered.

Pistols – 5 rounds each, holstered.

Shotgun – 4+ rounds, staged on window shelf.

Starting Position

Shooter starts in outhouse, rifle shouldered aimed at target.

Ready Line

“Well, Mr. Carpetbagger, we got somethin’ in this territory called ‘the Missouri boat ride’!”

At The Beep

With rifle, engage distant rifle target (R1) with one round, then triple tap the three remaining rifle targets. Make rifle safe on outhouse seat, move to window, retrieve shotgun and through left doorway knock down all four shotgun targets. Make shotgun safe on window shelf. Move to right doorway and with pistol, engage the knockdown pistol target, then triple-tap the remaining three targets. If pistol knockdown target does not go down, it counts as a miss.


Note: Missing the distant rifle target R1 will not count as a miss. Hitting the distant rifle target will result in the shooter’s name being placed in a drawing for a prize.

THE OUTLAW JOSEY WALES

STAGE 4: THE BANK

After outwitting the Union cavalry, Josey and Jamie rest for the night. In the morning, they are surprised by two local fellows looking to make a quick buck for the capture of Josey. The overconfident bounty hunters, Abe and Lige, call to their friend.

Abe: “Benny! Come up! We got us the Josey Wales!”



Sponsored by SASSY SOUTHPAW BADFINGER BODENE

“We got us the Josey Wales!”

Ammunition and Staging

Rifle – 10 rounds staged on table.

Pistols – 5 rounds each, holstered or staged on table.

Shotgun – 4+ rounds, staged on table.

Starting Position

Shooter starts with both hands touching (but not holding) gun of choice.

Ready Line

“Benny! Come up! We got us the Josey Wales!”

At The Beep

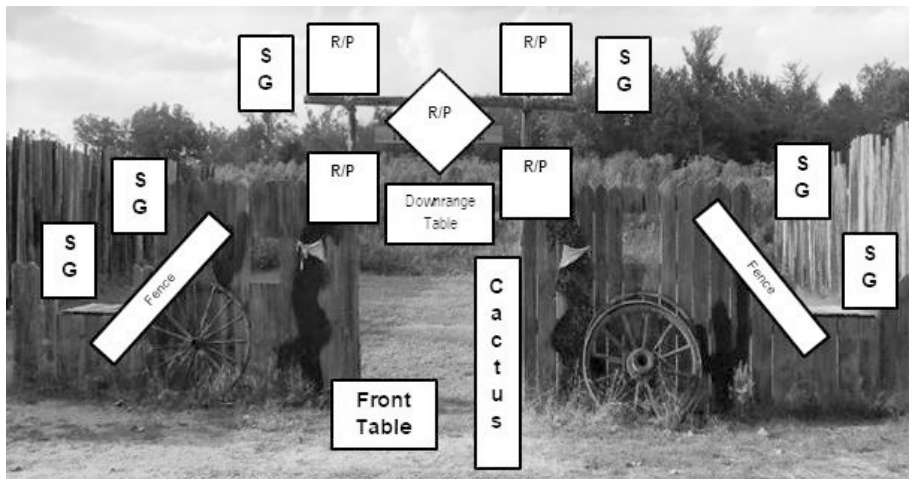
Guns may be shot in any order; do not end with rifle. Engage pistol targets placing one round on each target, then triple-tapping the first target engaged, then triple-tapping the other target, then single tapping the first, then lastly single tapping the second. (i.e., P1, P2, P1, P1, P1, P2, P2, P2, P1, P2). Pistols may be staged on table or holstered. Engage rifle targets in the same manner. With shotgun, knock down all four shotgun targets.

THE OUTLAW JOSEY WALES

STAGE 5: FORT STAUDINGER

After defeating the would-be bounty hunters, Josey scolds Jamie.

Josey: “You get those holes a-leakin’, I’m gonna whomp you with a knotted plow line.



Sponsored by LEATHERMAN

“You get those holes a-leakin’ ...”

Ammunition and Staging

Rifle – 10 rounds staged on the cactus (or on table for Josey Wales shooters).

Pistols – 5 rounds each, holstered.

Shotgun – 6+ rounds, staged on front table.

Starting Position

Shooter starts at left or right side of cactus with knotted rope held with both hands.

Ready Line

“You get those holes a-leakin’, I’m gonna whomp you with a knotted plow line.”

At The Beep


Engage rifle targets in two diagonal 2-1-2 “X” pattern sweeps starting on any outside corner target. Make rifle safe on cactus. Note: “Josey Wales category” shooters will make pistols safe in bucket with barrels down. With shotgun move to left or right fence and engage both targets. Shooter must be fully inside the fence posts and within guns-length of the rails. Move to opposite fence and engage both targets. Move to downrange table and engage last set of shotgun targets. Make shotgun safe on downrange table and engage pistol targets same as the rifle.

THE OUTLAW JOSEY WALES

STAGE 6: THE GASLIGHT THEATER

After escaping the bounty hunters, Josey visits a trading post to procure a horse for Lone Watie. He is recognized by two no-good trappers who wish to claim the reward.

Trapper: “Mr. Chain Blue Lighting his-self!”



Sponsored by WOODY SHOOTEM

“Mr. Chain-Blue Lightning His-self!”

Ammunition and Staging

Rifle – 10 rounds, staged on either doorway shelf.

Pistols – 5 rounds each, holstered.

Shotgun – 6+ rounds, staged on either window shelf.

Starting Position

Shooter starts at center doorway, rifle in hand, pointed at target.

Ready Line

“Mr. Chain Blue Lighting his-self!”

At The Beep

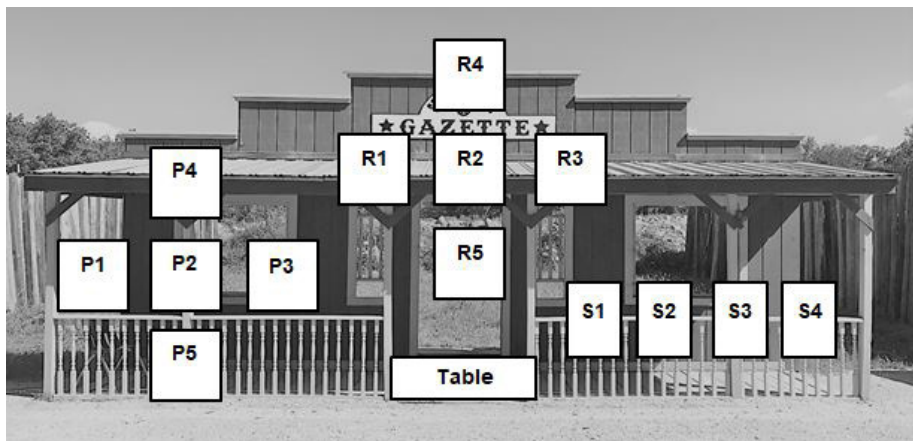
Engage rifle targets by triple tapping an end target, then sweeping all four targets from the opposite end, then triple tapping the other end target (i.e., R1, R1, R1, R4, R3, R2, R1, R4, R4, R4). Make rifle safe on doorway shelf. Engage pistol targets in the same manner. Holster. Move to shotgun and knockdown two shotgun targets from each window.

THE OUTLAW JOSEY WALES

STAGE 7: THE STONEY BOTTOM GAZETTE

Josey, Lone Watie, and Little Moonlight make their way to Texas. While buying supplies in a general store, Josey is recognized by the carpetbagger he spat on in Missouri, and is confronted by four cavalry troopers.

Josey: “Are you gonna pull those pistols, or whistle “Dixie?””



Sponsored by PK PALADIN

“Are you gonna pull those pistols, or whistle Dixie?”

Ammunition and Staging

Rifle – 10 rounds, staged on doorway table.

Pistols – 5 rounds each, holstered.

Shotgun – 4+ rounds, staged on right window shelf.

Starting Position

Shooter starts at left window with both hands holding package.

Ready Line

“Are you gonna’ pull those pistols, or whistle Dixie?”

At the Beep

Place package on window shelf. Engage targets with one vertical and one horizontal Indiana Sweep. (i.e., P2, P2, P1, P2, P3, P2, P2, P4, P2, P5). After center target is engaged shooter can engage any outside target to complete the sweep(s). Move to doorway and engage rifle targets same as pistol. Make rifle safe on table. Move to right window and engage shotgun targets in any order.

THE OUTLAW JOSEY WALES

STAGE 8: THE SALOON

After their gunfight with the troopers, Josey and Lone Watie lament the loss of their Navaho companion, Little Moonlight. Josey states that it seems whenever he gets to liking someone, they aren't around for long.

Lone Watie: "I notice with you get to DIS-liking someone, they ain't around for long neither."



Sponsored by STEEL RIDER

"I notice when you get to *dis*-liking someone, they ain't around for long, neither."

Ammunition and Staging

Rifle – 10 rounds, staged on window sill.

Pistols – 5 rounds each, holstered.

Shotgun – 4+ rounds, staged on outhouse seat.

Starting Position

Shooter starts at outhouse with hands on posts.

Ready Line

"I notice with you get to DIS-liking someone, they ain't around for long neither."

At The Beep

Using shotgun, knock down all four shotgun targets. Make shotgun safe. Move to window, pick up rifle and engage rifle targets starting on either end in a Nevada sweep, double tapping the center target each time you come to it (i.e., R1, R2, R2, R3, R2, R2, R1, R2, R2, R3). Make rifle safe. Move to right doorway and engage pistol targets in the same manner.

THE OUTLAW JOSEY WALES

STAGE 9: THE BANK

Josey must rescue Lone Watie, who was captured along with a Kansas family, from a band of cutthroat Comancheros. Lone Watie sees Josie sitting on a distance hilltop and comments to Granny.

Lone Watie: “Get ready, little lady. Hell is coming to breakfast.”



Sponsored by DEADEYE DINGUS

“Get ready, little lady. Hell is coming to breakfast.”

Ammunition and Staging

Rifle – 10 rounds, staged on left or right window shelf.

Pistols – 5 rounds each, holstered.

Shotgun – 4+ rounds, staged on opposite window shelf of rifle.

Starting Position

Shooter starts at window of choice with hands on hat.

Ready Line

“Get ready, little lady. Hell is coming to breakfast.”

At The Beep

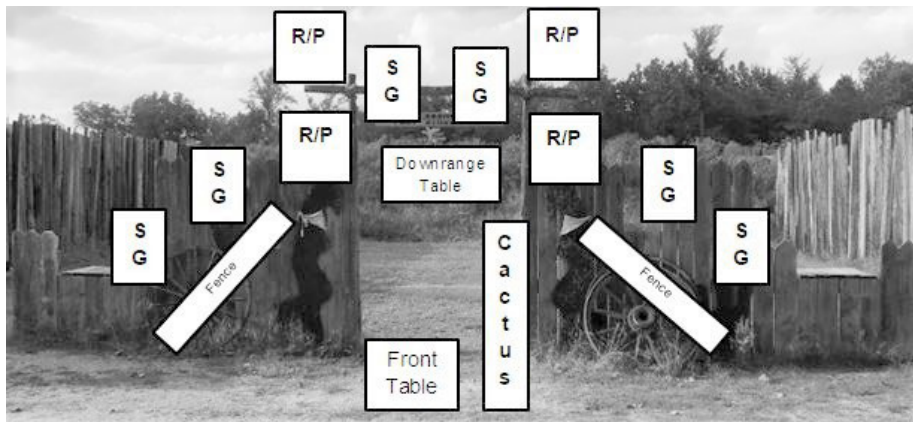
Guns may be shot in any order; do not end with rifle. Rifle: Engage rifle targets through either window in an alternating diminishing sweep (R1, R1, R1, R1, R2, R2, R2, R1, R1, R2) starting on either target. Pistols: Engage one set of pistol targets through either window in the same manner. Shotgun: Knockdown all four shotgun targets through window opposite of rifle. Note: Only one set of pistol targets will be engaged by the shooter.

THE OUTLAW JOSEY WALES

STAGE 10: FORT STAUDINGER

Having finally arrived at their destination in Texas, Josey is confronted in the saloon by a bounty hunter. He tries to convince the bounty hunter to simply walk away. The bounty hunter declines, stating that everyone has to earn a living somehow.

Josey: “Dyin’ ain’t much of a livin’, boy.”



Sponsored by
IVORY KAY
LEFTY LOBO LEE

“Dyin’ ain’t much of a livin’ boy.”

Ammunition and Staging

Rifle – 10 rounds, staged on cactus (or on table in bucket for shooters in the Josey Wales category).

Pistols – 5 rounds each, holstered.

Shotgun – 4+ rounds, staged on table behind/side of cactus.

Starting Position

Shooter starts at left or right side of cactus with arms crossed.

Ready Line

“Dyin’ ain’t much of a livin’, boy.”

At the Beep

Engage lower rifle targets with 2 rounds each and upper targets with 3 rounds each in any order (this is a round count). Make rifle safe on cactus (Josey Wales category shooters will make pistols safe in bucket with barrels down). With shotgun move to left or right fence and engage both targets. Shooter must be fully inside the fence posts and within guns-length of the rails. Move to opposite fence and engage both targets. Move to downrange table and engage last set of shotgun targets. Make shotgun safe on table and engage pistol targets in the same manner as the rifle.