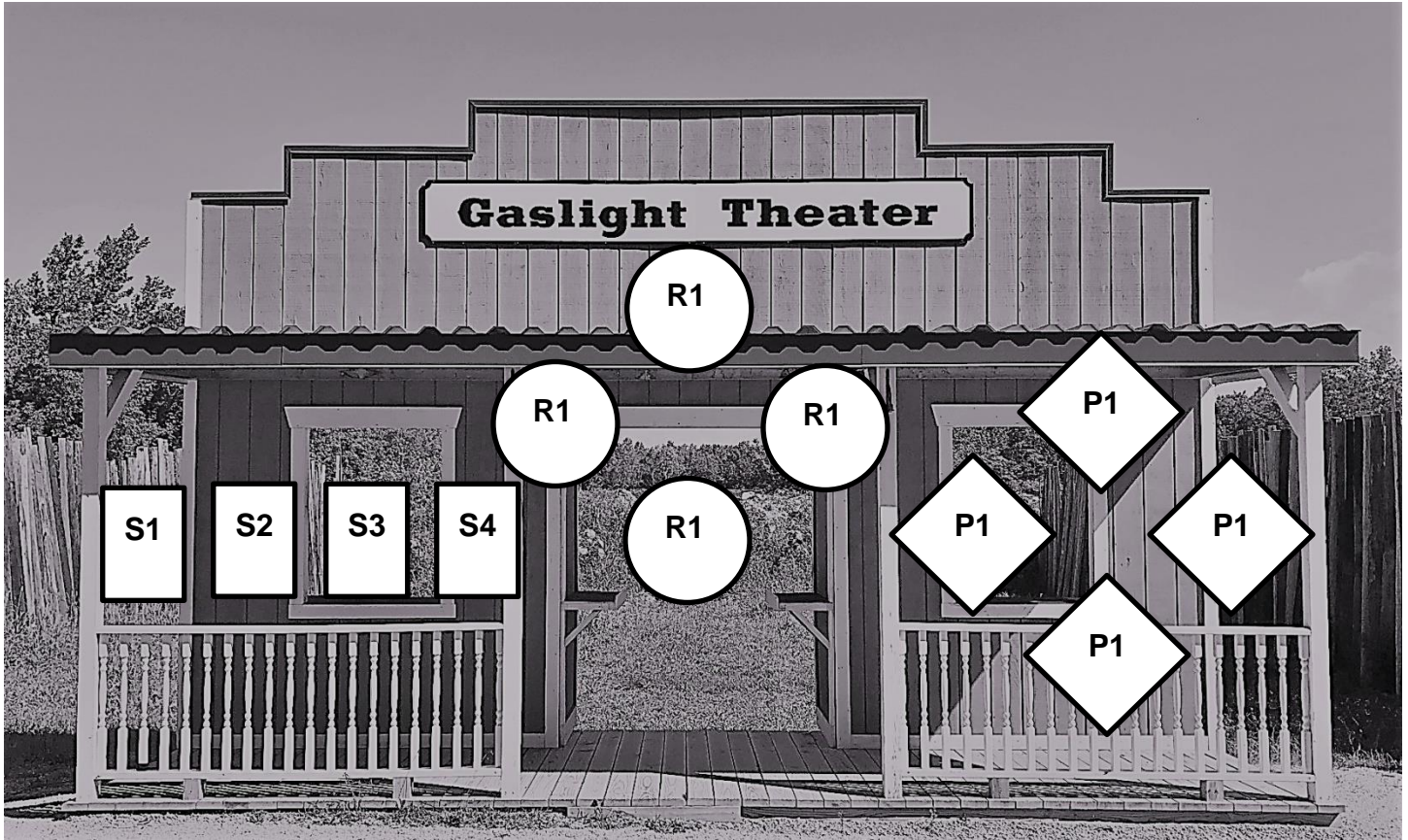


True Grit - (1969)

Stage 1 - The Gaslight Theater



Ammunition and Staging:

Rifle – 10 rounds staged on left or right door shelf.

Pistols – 5 rounds each, holstered.

Shotgun – 4+ rounds, staged on left window shelf.

Starting Position

Shooter starts at left or right window with hands on hat.

Ready Line


“Young fella, if you’re looking for trouble, I’ll accommodate ya”

At the Beep

Shotgun in any order ‘till down - shotgun made safe on left window shelf. Rifle, starting on any target, are double tapped in a clock wise or counter clock wise rotation with shooter ending on same target that was started on. Rifle made safe on either door shelf. Pistol targets are shot same as rifle. Gun order = shotgun/rifle/pistol/ or pistol/rifle/shotgun.

Stagecoach - (1939)

Stage 2 – The Stoney Bottom Gazette



Ammunition and Staging:

Rifle – 10 rounds staged on left window shelf

Pistols – 5 rounds each holstered.

Shotgun – 4+ rounds, staged on right window shelf.

Starting Position

Shooter starts at left window with both hands flat on shelf.

Ready Line

“Well, there are some things a man just can’t run from.”

At the Beep

Push release button to activate swinger. Targets may be shot in any order as a round count. R1 & R4 receive 3 shots each, R2 & R3 receive 2 shots each; 3-2-2-3. Any hits on swinger will count as a miss. Make rifle safe at left window shelf. Move to right window and engage shotgun targets in any order until down. Make shotgun safe at right window shelf. Move to doorway and engage pistol targets same as rifle.

Neath The Arizona Skies – (1934)

Stage 3 – The Saloon



Ammunition and Staging:

Rifle – 10 rounds staged on window shelf.

Pistols – 5 rounds each, holstered.

Shotgun – 4+ rounds, staged on window shelf.

Starting Position

Shooter starts at outhouse with one hand on each post

Ready Line

“Snakes like you usually die of their own poison.”

At the Beep

Move into outhouse and, starting from either end, engage the targets in a 1-3-2-3-1 sweep. Example; P1, P2, P2, P2, P3, P3, P4, P4, P4, P5. Move to window and engage rifle targets same as pistol.

After making rifle safe on window shelf shooter may move left or right to engage each pair of shotgun targets from each doorway with make-ups made where engaged.

The Cowboys - (1972)

Stage 4 - The Bank



Ammunition and Staging:

Rifle – 10 rounds staged on left window shelf.

Pistols – 5 rounds each, holstered.

Shotgun – 2+ rounds, staged on left window shelf.

Starting Position

Shooter starts at window of choice with firearm(s) of choice in hand, may be shouldered & aiming.

Ready Line


“I wouldn’t make it a habit of calling me that, son.”

At the Beep

Guns are shot in any order, **don’t end with rifle**. Rifle and pistol are shot in a two on 1, one on 2, four on 3, one on 2, & two on 1 sweep starting from either end. Example = R1, R1, R2, R3, R3, R3, R3, R2, R1, R1. Shotgun engaged ‘till down. Both rifle and shotgun restaged on left window shelf. NOTE: If shooter starts with shotgun both hands must be on firearm prior to the beep.

Ride Him Cowboy – (1932)

Stage 5 – The Hardware Store



Ammunition and Staging:

Rifle – 10 rounds staged on right window shelf.

Pistols – 5 rounds each, holstered.

Shotgun – 4+ rounds, staged on left window shelf.

Starting Position

Shooter starts at doorway in Texas surrender; both hands may be on cross-draw.

Ready Line

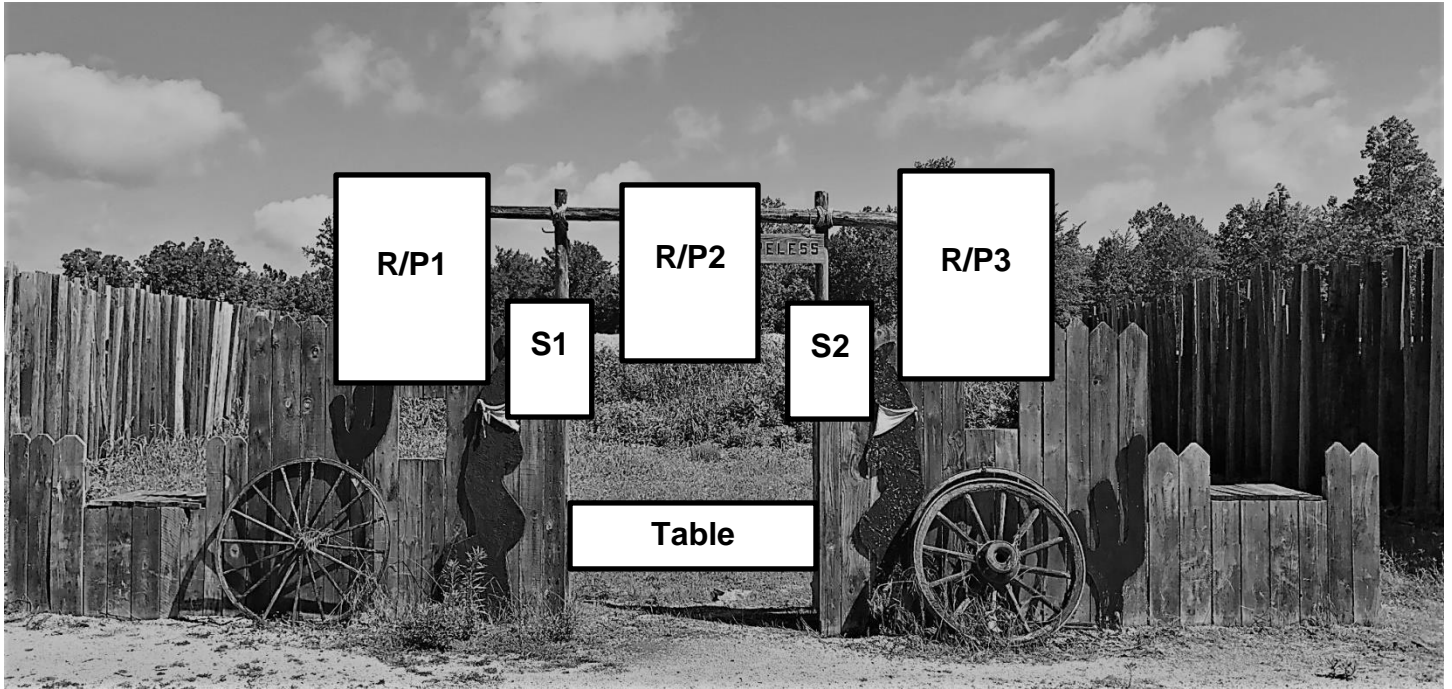
“Where I come from, we don’t shoot horses.”

At the Beep

With pistol(s) engage center target, P2, with three (3) shots followed by alternating the next four (4) shots on P1 & P3 or P3 & P1 (shooters choice) with the remaining three (3) shots on P2. Example - P2, P2, P2, P1, P3, P1, P3, P2, P2, P2. Move to right window and engage rifle targets same as pistol making rifle safe on right shelf. Move to left window and engage shotgun ‘till down

The Man Who Shot Liberty Valance (1962)

Stage 6 – Fort Staudinger



Ammunition and Staging:

Rifle – 10 rounds staged on table.

Pistols – 5 rounds each, holstered or staged on table.

Shotgun – 2+ rounds, staged on table.

Starting Position

Shooter starts at table with hands on gun(s) of choice, gamey as possible **but not lifting**.

Ready Line

“Whoa, take ‘er easy there, Pilgrim.”

At the Beep

Shooter’s choice of gun **not ending with rifle**. Rifle/pistol targets are engaged in a round count with R/P 1 and R/P 3 receiving four (4) rounds each and R/P 2 receiving two (2) rounds. Shotgun engaged ‘till down. NOTE: If shooter has holstered pistols at start of engagement, shooter may stage them on table at end; or vice versa.