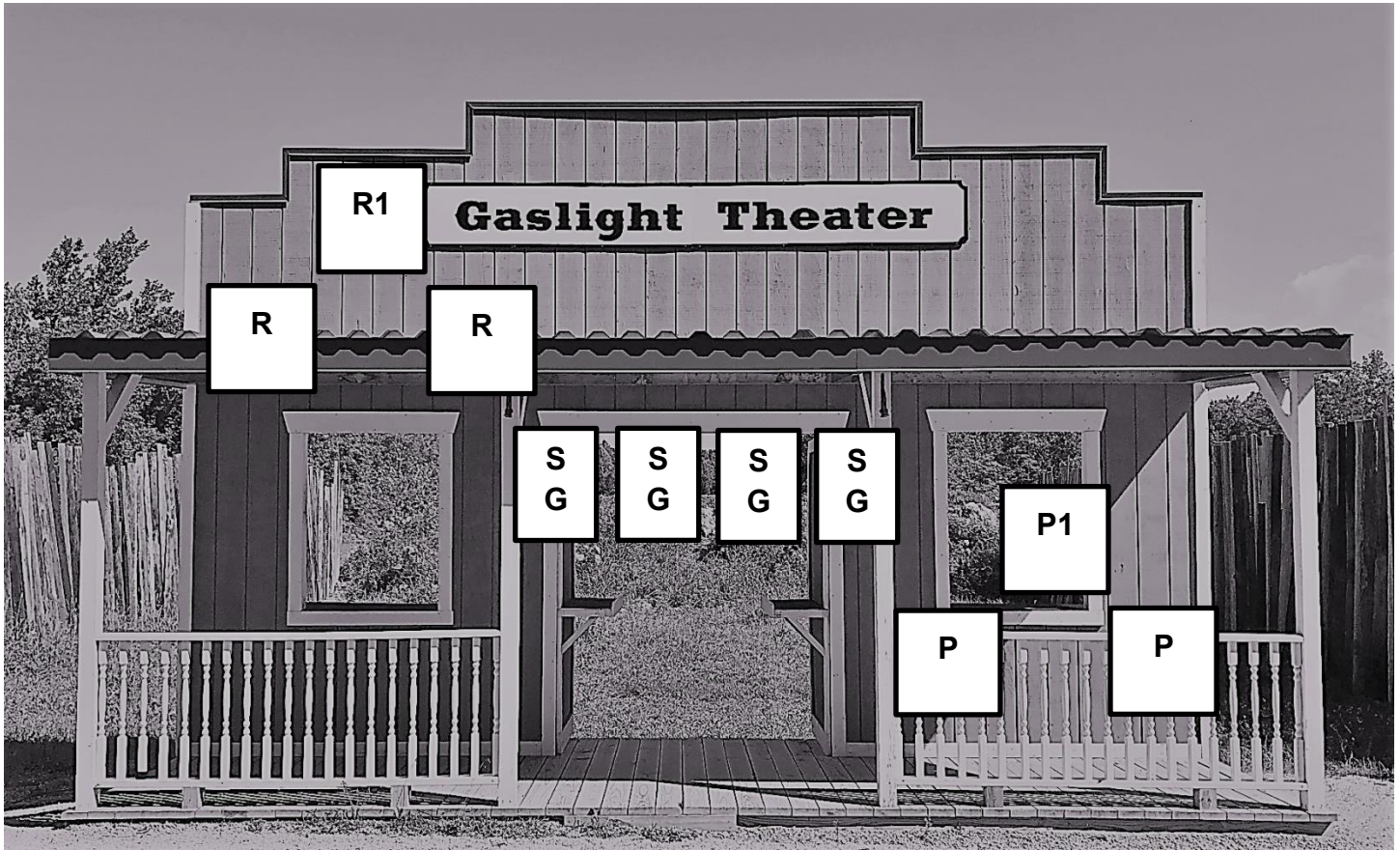


A Fistful of Dollars – (1964)

Stage 1 – The Gaslight Theater



Ammunition and Staging:

Rifle – 10 rounds in hand.

Pistols – 5 rounds each, holstered.

Shotgun – 4+ rounds, staged on either door shelf.

Starting Position

Shooter starts at left window with rifle in hand.

Ready Line

“When a man with a pistol meets a man with a rifle, the man with a pistol will be a dead man.”


At the Beep

With rifle engage top center target first with 1 round followed by 2 shots each on the lower 2 targets. Repeat. Make rifle safe at left window. Move to doorway and engage shotgun targets in any order making shotgun safe on doorway shelf. Move to right window and engage pistol targets same as rifle.

Rifle/Shotgun/Pistol.

A Fistful of Dollars – (1964)

Stage 2 – The Stoney Bottom Gazette



Ammunition and Staging:

Rifle – 10 rounds staged on left window shelf.

Pistols – 5 rounds each holstered.

Shotgun – 4+ rounds, staged on right window shelf.

Starting Position

Shooter starts at right window with hands on hat.

Ready Line

“...he’ll regret the day he was born!!”

At the Beep

Engage shotgun targets in any order. Make shotgun safe on right window shelf. Move to left window and engage the rifle targets, starting on left or right target, in a double tap Nevada sweep. Move to doorway and engage pistol targets same as rifle. **Shotgun/Rifle/Pistol**

A Fistful of Dollars – (1964)

Stage 3 – The Saloon



Ammunition and Staging:

Rifle – 10 rounds staged on window shelf.

Pistols – 5 rounds each, holstered.

Shotgun – 4+ rounds in hand.

Starting Position

Shooter starts at left doorway with shotgun in hand.

Ready Line


“You see, my mule don’t like people laughing.”

At the Beep

Shotgun targets in any order. Move to window making shotgun safe. Engage rifle targets starting on center target with 2 rounds followed with 3 rounds on an outside target. Repeat ending on opposite outside target. Make rifle safe on shelf and engage pistol same as rifle. **Shotgun/Rifle/Pistol**

A Fistful of Dollars – (1964)

Stage 4 – The Bank



Ammunition and Staging:

Rifle – 10 rounds staged on left window shelf.

Pistols – 5 rounds each, holstered.

Shotgun – 2+ rounds, staged on right window shelf.

Starting Position

Shooter starts at window of choice holding money bag with both hands.

Ready Line

“A man’s got peace with money in his pocket.”

At the Beep

Place money bag on window shelf. Guns may be shot in any order, do not end with rifle. Rifle and pistol targets are shot in a progressive sweep starting on either target. 1 on 1, 2 on 2, 3 on 1, 4 on 2. Shotgun in any order.

A Fistful of Dollars – (1964)

Stage 5 – The Hardware Store



Ammunition and Staging:

Rifle – 10 rounds staged on left window shelf.

Pistols – 5 rounds each, holstered.

Shotgun – 4+ rounds, staged on right window shelf.

Starting Position

Shooter starts at door in Texas surrender (both hands may be on cross-draw).

Ready Line

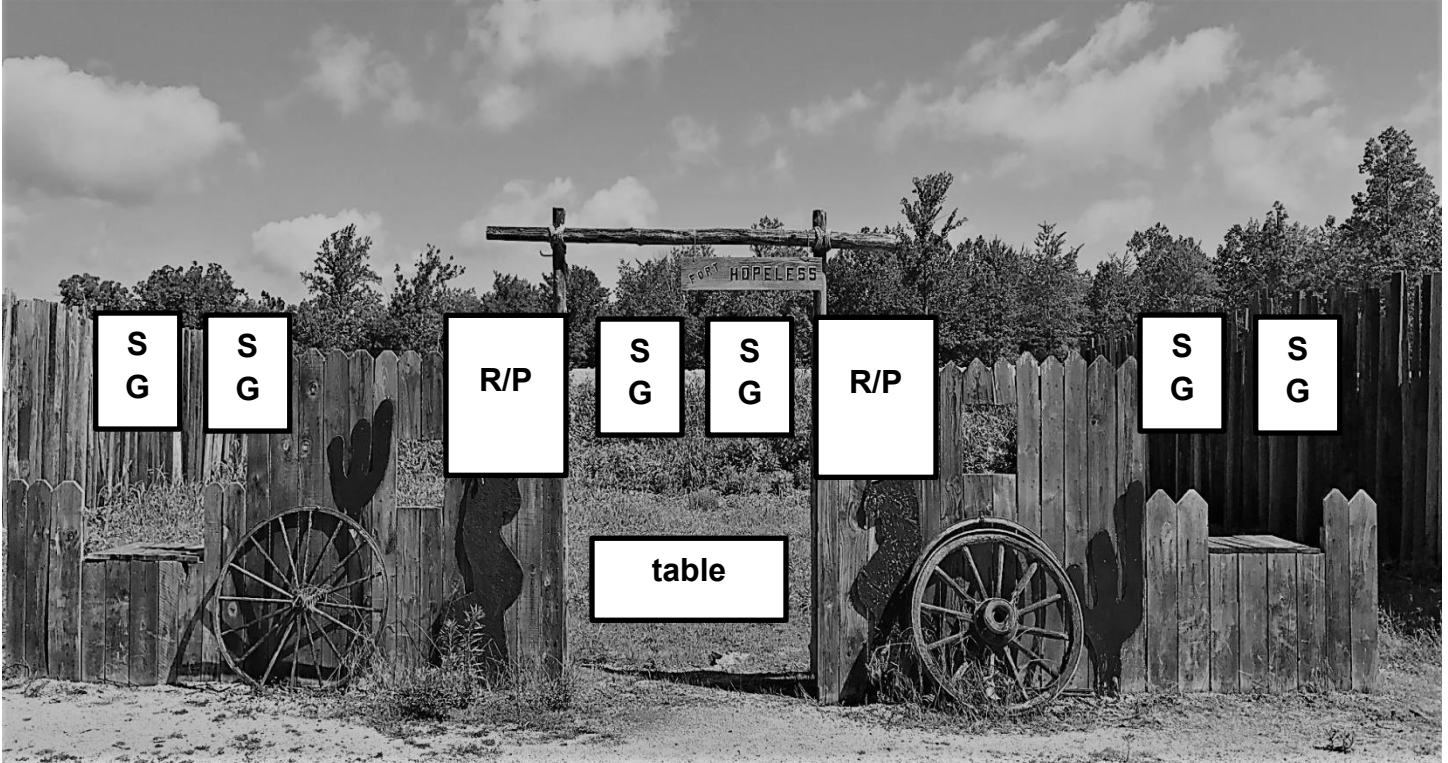
“Get three coffins ready. My mistake. Four coffins.”

At the Beep

Pistol targets are shot in a 4-2-4 sweep starting from either end. Move to left window and engage rifle targets same as pistol. Make rifle safe on left shelf. Move to right window and engage shotgun swingers twice each, swingers must move at some point.. **Pistol/Rifle/Shotgun**

A Fistful of Dollars – (1964)

Stage 6 – Fort Staudinger



Ammunition and Staging:

Rifle – 10 rounds staged on table.

Pistols – 5 rounds each, holstered or staged on table, shooters choice.

Shotgun – 4+ rounds, on shelf.

Starting Position

Shooter starts at left or right outer shelf with hands touching shelf.

Ready Line

“Aim for the heart or you’ll never stop me.”

At the Beep

Engage targets ‘till down. Makeups at shelf. Move to table with shotgun and engage last 2 shotgun targets. With rifle engage first target with 5 shots and opposite target with 5 shots. With pistols engage targets same as rifle. **Shotgun/Rifle/Pistol**