


# RED RIVER - (1948)

## Stage 1 – The Gaslight Theater



### **Ammunition and Staging:**

Shotgun – 4+ rounds, staged in left window.

Rifle – 10 rounds, on either doorway shelf

Pistols – 5 rounds each, holstered.

### **Starting Position**

Shooter starts in doorway or left window, hands on hat.

### **Ready Line**


*"Take 'em to Missouri, Matt!"*

### **At The Beep**

Guns in any order – don't end with the rifle. Engage the rifle targets in a 1-2-4-2-1 sweep from either end (example: R1, R2, R2, R3, R3, R3, R3, R4, R4, R5). With pistols, repeat the rifle instructions on the pistol targets. From left window, knock down all four shotgun targets.

# RED RIVER - (1948)

## Stage 2 – The Saloon



### **Ammunition and Staging:**

Rifle – 10 rounds staged on window shelf.

Pistols – 5 rounds each, holstered.

Shotgun – 4+ rounds, staged on outhouse seat.

### **Starting Position**

Shooter starts at any shooting position, thumbs in gun belt.

### **Ready Line**


*“You’re fast with that gun, Matt. Awful fast.”*

### **At The Beep**

Guns in any order -- don't end with the rifle. Knock down all four shotgun targets. Engage all other targets 4 times each.

# RED RIVER - (1948)

## Stage 3 – The Bank



### **Ammunition and Staging:**

Shotgun – 4+ rounds, staged upright on the cactus.

Rifle – 10 rounds, staged on left window.

Pistols – 5 rounds each, holstered.

### **Starting Position**

Shooter starts in right window in Texas Surrender position.

### **Ready Line**

*"I don't like quitters."*


### **At The Beep**

Through the right window, double tap the center pistol target, then sweep all three from either end. Repeat with second pistol. With rifle through the left window, repeat instructions. From cactus, knock down all four shotgun targets.



# RED RIVER - (1948)

## Stage 4 – The Gaslight Theater



### **Ammunition and Staging:**

Shotgun – 4+ rounds, staged in left window.

Rifle – 10 rounds, staged on either doorway shelf.

Pistols – 5 rounds each, holstered.

### **Starting Position**

Shooter starts at doorway in Texas Surrender position.

### **Ready Line**


*“Get a shovel and my bible. I’ll read over him.”*

### **At The Beep**

Starting on the center target, with first five shots engage pistol targets in a Nevada sweep to either the left or the right. With second five shots, go in the other direction. (example: R3, P2, P1, P2, P3, P3, P4, P5, P4, P3) Repeat pistol instructions with the rifle on the rifle targets. Through window knock down all four shotgun targets.

# RED RIVER - (1948)

## Stage 5 – The Saloon



### **Ammunition and Staging:**

Rifle – 10 rounds staged on window shelf.

Pistols – 5 rounds each, holstered.

Shotgun – 4+ rounds, staged on outhouse seat.

### **Starting Position**

Shooter starts at any shooting position, hands at your side.

### **Ready Line**


*"You was wrong, Mr. Dunson!"*

### **At The Beep**

Guns in any order – don't end with the rifle. Engage pistol targets in a 2-6-2 sweep from either end. Engage rifle targets in the same manner. With shotgun knock down all four shotgun targets.

# RED RIVER - (1948)

## Stage 6 – The Bank



### **Ammunition and Staging:**

Shotgun – 4+ rounds, staged upright on the cactus.

Rifle – 10 rounds, staged on left window.

Pistols – 5 rounds each, holstered.

### **Starting Position**

Shooter starts at cactus, with shotgun in hand (both hands on shotgun)

### **Ready Line**

*“By my name. Cherry Valence.”*

### **At The Beep**

Knock down all four shotgun targets. Make shotgun safe on cactus. From the left window engage the targets in a Nevada sweep (starting on either end), double tapping the middle target each time you come to it. Move to right window and repeat instructions with the pistol.