


SHOOTOUT AT STONEY BOTTOM 2023

STAGE 1 - BODENE



Ammunition and Staging

Pistols – 5 rounds each, holstered

Rifle – 10 rounds, staged on left window shelf

Shotgun – 4+ rounds, in hand.

Starting Position

Shooter starts at doorway, shotgun in hand, one hand on ammo.

Gun Order

Shotgun – Rifle - Pistols

Ready Line


Mister, we're just \$40 a month hard rock miners . . . no need to use no Mississippi riverboat card tricks on us.

At The Beep

Engage shotgun targets in any order until down. Make-ups from doorway. Shotgun may be made safe on door shelf or taken to left window shelf. At left window engage rifle targets in a 2 – 3 – 2 – 3 sweep starting on the top or bottom center target going in a clockwise or counter clockwise motion. Make rifle safe on left window shelf and move to right window engaging pistol targets same as rifle.

SHOOTOUT AT STONEY BOTTOM 2023

STAGE 2 (WOODY)



Ammunition and Staging:

Shotgun – 4+ rounds, staged in right window.

Rifle – 10 rounds, staged at starting position.

Pistols – 5 rounds each, holstered.

Starting Position

Shooter starts at either left or right window, holding playing cards in both hands.

Gun Order

Pistol – Rifle – Shotgun <OR> Shotgun – Rifle - Pistol

Ready Line


“Mister, you already made one mistake . . . don’t make it two.”

At The Beep

Engage pistol targets through left window in a jackrabbit sweep, starting from either end (P1, P3, P5, P4, P2). Repeat. With rifle through doorway engage rifle targets in the same manner. Knock down all four shotgun targets through right window.

SHOOTOUT AT STONEY BOTTOM 2023

STAGE 3 (WOODY)



Ammunition and Staging:

Rifle – 10 rounds, staged in window.

Pistols – 5 rounds each, holstered.

Shotgun – 4+ rounds, staged on outhouse seat.

Starting Position

Shooter starts at outhouse, hands on posts.

Gun Order

Shotgun – Rifle - Pistol

Ready Line

“I’m not one to look for trouble . . . or wait on it.”

At The Beep

From the outhouse, knock down all four shotgun targets. Move to Saloon window and with first five shots engage rifle targets in an Indiana sweep from either direction (R2, R2, R1, R2, R3) or (R2, R2, R3, R2, R1). Repeat instructions with second five shots. Through each doorway, engage pistol targets in an Indiana sweep from either direction.

SHOOTOUT AT STONEY BOTTOM 2023

STAGE 4 (WOODY)



Ammunition and Staging:

Shotgun – 4+ rounds, staged in left window.

Rifle – 10 rounds, staged on cactus.

Pistols – 5 rounds each, holstered.

Starting Position

Shooter starts at cactus, with hands on fully staged rifle.

Ready Line

“By the time I go down, I’ll have blown a hole through you. A big hole.”

Gun Order

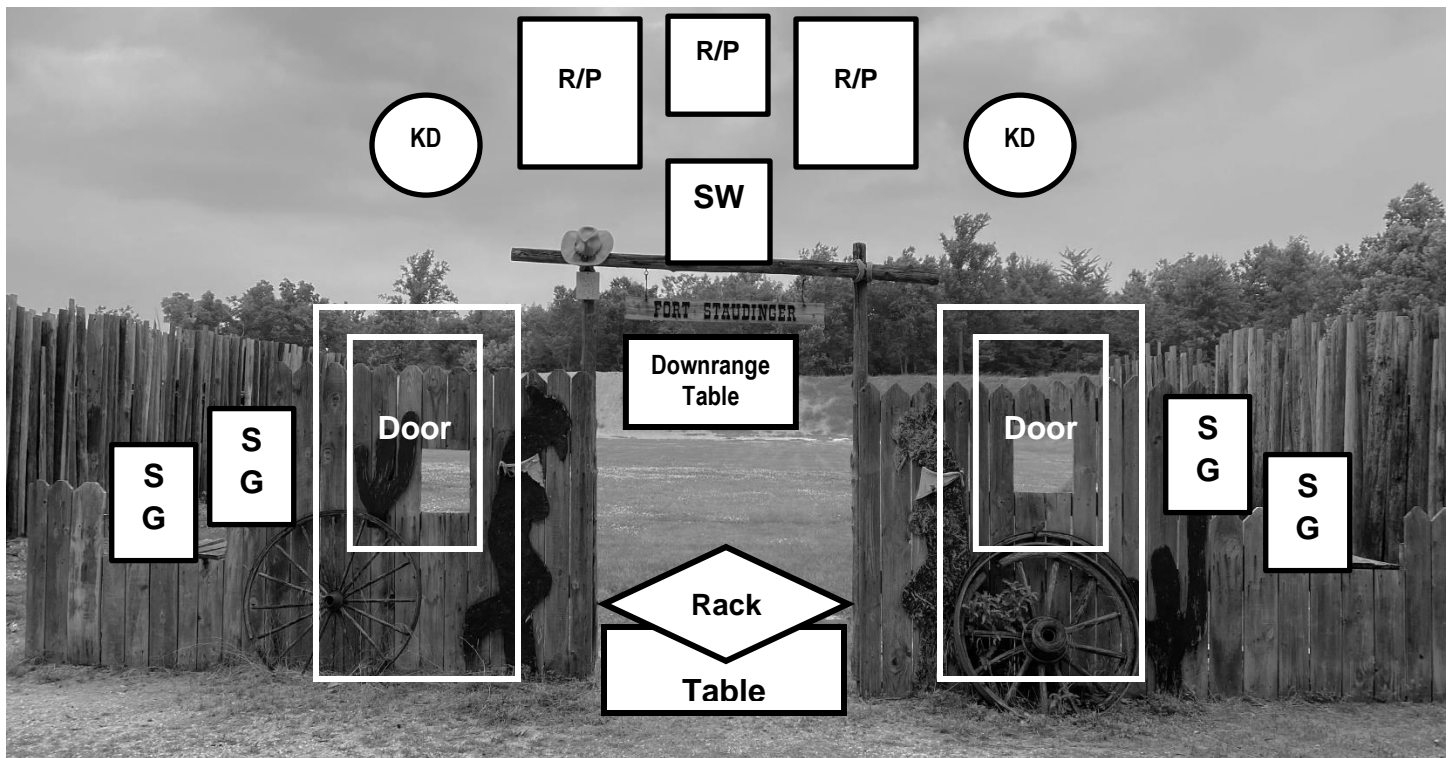
Rifle – Shotgun - Pistol

At The Beep

Using rifle, triple tap one end target, then sweep all four targets starting on the opposite end. Then triple tap the other end target (i.e, R1, R1, R1, R4, R3, R2, R1, R4, R4, R4). From the left window, engage all four shotgun targets. From the right window, engage pistol targets in the same manner as the rifle.

SHOOTOUT AT STONEY BOTTOM 2023

STAGE 5 - BODENE



Ammunition and Staging:

Pistols – 5 rounds each, holstered.

Rifle – 10 rounds, in hand.

Shotgun – 4+ rounds, staged on table at fort entrance.

Starting Position

Shooter starts at table at fort entrance, rifle in hand.

Ready Line

“Move for that gun and you’ll die. . . in front of all these people.”

Gun Order


Rifle – Shotgun – Pistol

At The Beep

Engage left or right knockdown target first, followed by triple tapping the center 3 targets. Make rifle safe in vertical rack. With shotgun, engage a pair of shotgun targets through each doorway. Make shotgun safe on downrange table. With pistols engage remaining knockdown target first followed by triple tapping the center 3 targets. Any knockdown that remains standing may be made up on the swinger with the shotgun prior (shooter’s choice if rifle knockdown is up) or after pistol engagement. Swinger is point of aim only.

SHOOTOUT AT STONEY BOTTOM 2023

STAGE 6 - BODENE



Ammunition and Staging

Pistols – 5 rounds each, holstered.

Rifle – 10 rounds, staged on left window shelf.

Shotgun – 4+ rounds, staged on right or left doorway shelf.

Starting Position

Shooter starts in left or right window with hands on hat.

Gun Order

Rifle – Pistol – Shotgun or Pistol – Rifle - Shotgun

Ready Line


“How would you like some genuine Tennessee sour mash?”

At The Beep

Engage rifle and pistol targets by double tapping the center target first, followed by double tapping all outside targets in any order. After engaging rifle and pistol targets move to center door and engage shotgun targets in any order.

SHOOTOUT AT STONEY BOTTOM 2023

STAGE 7 (WOODY)



Ammunition and Staging:

Shotgun – 4+ rounds, staged in right window.

Rifle – 10 rounds, staged at starting position.

Pistols – 5 rounds each, holstered.

Starting Position

Shooter starts at either left or right window, thumbs behind your gun belt.

Gun Order

Pistol – Rifle – Shotgun <OR> Shotgun – Rifle – Pistol

Ready Line


“Excuse me . . .”

At The Beep

With first five pistol shots engage pistol targets through left window in a Nevada sweep , starting on the middle target and going toward either right or left. With second five pistol shots, repeat in the other direction (Ex: P3, P2, P1, P2, P3, P3, P4, P5, P4, P3). With rifle through the doorway, engage rifle targets using the same instructions. With shotgun through the right window, knock down all four shotgun targets.

SHOOTOUT AT STONEY BOTTOM 2023

STAGE 8 (WOODY)



Ammunition and Staging:

Rifle – 10+1 rounds staged in Saloon window.

Pistols – 5 rounds each, holstered.

Shotgun – 6+ rounds, staged on outhouse seat.

Starting Position

Shooter starts in window, hands touching window frame.

Gun Order

Pistol – Rifle – Shotgun <or> Rifle – Pistol - Shotgun

Ready Line

“If I was you, I’d turn around and ride out.”

At The Beep

From Saloon window using pistol and rifle, engage RP targets in a Max Progressive sweep (one shot on RP1, two on RP2, three on RP3, four on RP4, five on RP5, and six on RP6). This is a round count. 11th rifle round may be reloaded any time after 1st rifle shot. Move into the outhouse and using shotgun knock down both shotgun targets.

SHOOTOUT AT STONEY BOTTOM 2023

STAGE 9 (BODENE)



Ammunition and Staging:

Shotgun – 4+ rounds, staged on left window.
Rifle – 10 rounds, staged vertically on cactus.
Pistols – 5 rounds each, holstered.

Starting Position

Shooter starts at cactus, with hands at your side.

Ready Line

“I got him! I picked him off pretty as a picture!”

Gun Order

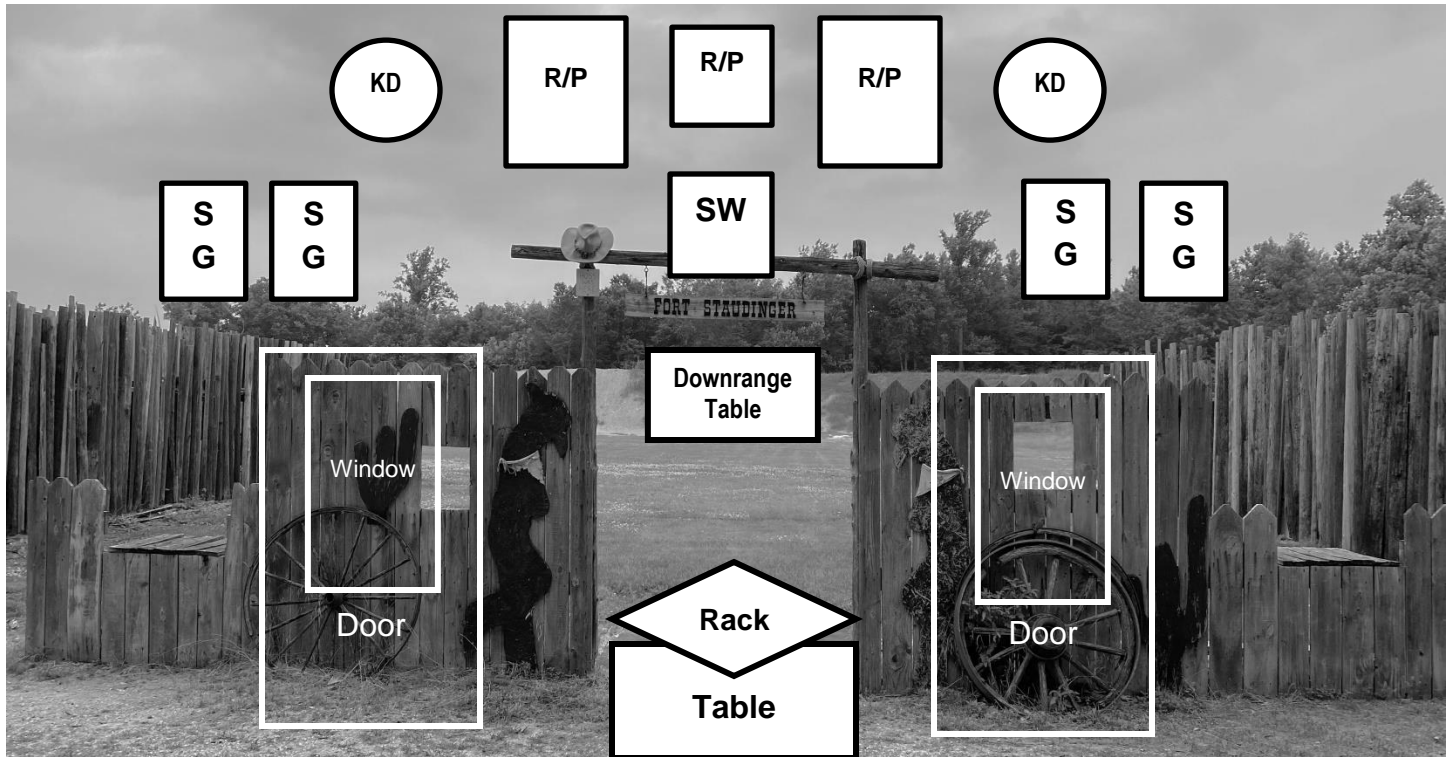
Rifle – Shotgun - Pistol

At The Beep

With rifle, single tap an outside target, double tap the two middle targets, single tap the other outside target, then double tap the two middle targets. Make rifle safe on cactus. Move to left window and knock down both shotgun targets. Move to right window and repeat instructions on the pistol targets.

SHOOTOUT AT STONEY BOTTOM 2023

STAGE 10 (BODENE)



Ammunition and Staging:

Pistols – 5 rounds each, holstered.

Rifle – 10 rounds staged on vertical rack.

Shotgun – 6+ rounds, staged on front table left or right of vertical rack.

Starting Position

Shooter starts at vertical rack with both hands on fully staged rifle.

Ready Line

"Bigelows!"

Gun Order

Rifle – Shotgun – Pistol

At The Beep

Engage targets in a 2 – 3 – 5 sweep from either end. Make rifle safe in vertical rack. With shotgun engage each pair of targets through each door followed by the pair of targets at the downrange table. Make shotgun safe on table and engage pistol targets same as rifle.