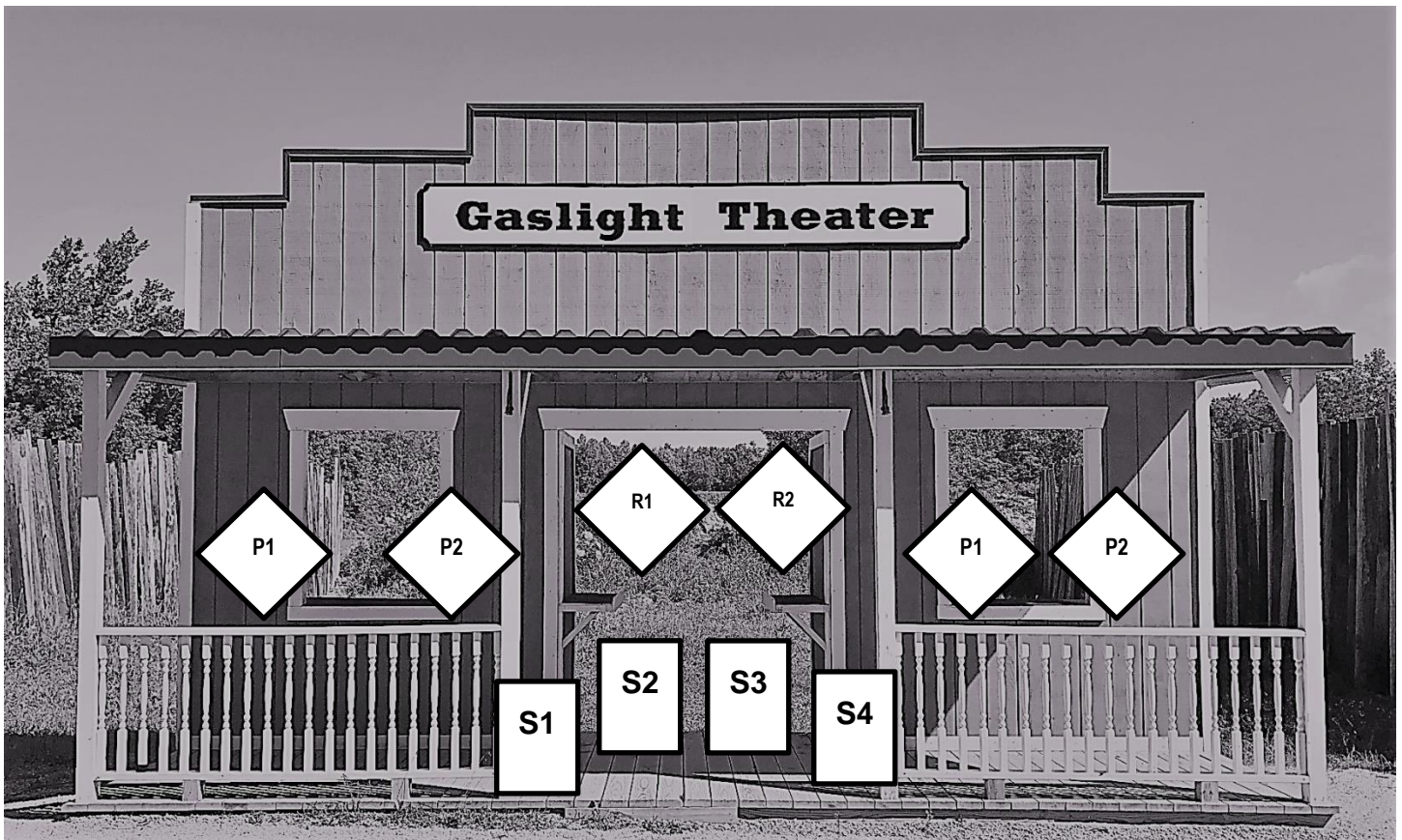


HONDO - (1953)

Stage 1 – The Gaslight Theater



Starting Position

Shooter starts at any shooting position with hands on hat.

Ammunition and Staging:

Shotgun – 4+ rounds, staged on either doorway shelf.

Rifle – 10 rounds, staged on either doorway shelf.

Pistols – 5 rounds each, holstered.

Ready Line

“A man oughta do what he thinks is best.”

At The Beep

Guns in any order – don’t end with the rifle. From left window, engage pistol targets by double tapping either target, then triple tapping the other target. From the center window, knock down all four shotgun targets. From the center window, engage rifle targets by double tapping either target, triple tapping the other target, double tapping the first target again, then triple tapping the second target again. From right window, engage pistol targets by double tapping either target, then triple tapping the other target.

HONDO - (1953)

Stage 2 – The Stoney Bottom Gazette



Starting Position

Shooter starts at either left or right window, with hands flat on window sill, not touching gun.

Ammunition and Staging:

Shotgun – 4 rounds, staged on right window shelf.

Rifle – 10 rounds, staged at shooters starting position.

Pistols – 5 rounds each, holstered.

Ready Line

“Everybody gets dead. It was his turn.”

At The Beep

Gun order is pistol/rifle/shotgun or shotgun/rifle/pistol. Through left window engage pistol targets in a California sweep: P1, P2, P1, P3, P1, P4, P1, P5, P1, P6 starting on either end. Through doorway engage rifle targets in the same manner. Take rifle with you and make safe at final shooting position. Through right window, engage the shotgun targets until down.

HONDO - (1953)

Stage 3 – The Saloon



Starting Position

Shooter starts in the outhouse rifle at port arms.

Ammunition and Staging:

Rifle – 10 rounds, held at port arms.

Pistols – 5 rounds each, holstered.

Shotgun – 4+ rounds, staged on window shelf.

Starting Position

Shooter starts in the outhouse rifle at port arms.

Ready Line


"That dog don't take to pettin', son."

At The Beep

Rifle first, then guns in any order. Engage rifle targets in a Delta Glen Sweep (R1, R2, R2, R3, R2, R2, R1, R2, R2, R3) in either direction. From left window of Saloon engage pistol targets in the same manner. Holster. From center window, engage shotgun targets until down.

HONDO - (1953)

Stage 4 – The Bank



Starting Position

Shooter starts with hands touching horse, but not shotgun.

Ammunition and Staging:

Shotgun – 6 rounds, staged on horse.

Rifle – 10 rounds, staged on left window shelf.

Pistols – 5 rounds each, holstered.

Starting Position

Shooter starts with hands touching horse, but not shotgun.

Ready Line

"Mrs. Lowe, you're a liar."

At The Beep

Engage six shotgun targets until down. Make shotgun safe on horse, move to left window and engage rifle targets in a progressive sweep (R1, R2, R2, R3, R3, R3, R4, R4, R4, R4) from either direction. Engage pistol targets through right window in the same manner.

HONDO - (1953)

Stage 5 – The Hardware Store



Starting Position

Shooter starts in doorway, rifle shouldered and aimed at target. After that, gun order is shooters choice.

Ammunition and Staging:

Shotgun – 4 rounds, staged on right window shelf.

Rifle – 10 rounds, shouldered.

Pistols – 5 rounds each, holstered.

Ready Line


"I got a bad habit of tellin' the truth."

At The Beep

Engage rifle targets in a jackrabbit sweep (R1, R3, R5, R4, R2). Repeat. Take rifle with you to make safe at next shooting position. From the right window engage shotgun targets until down. From the left window engage pistol targets in the same manner as the rifle.

HONDO - (1953)

Stage 6 – Fort Staudinger



Starting Position

Shooter starts at either left or right shelf, hands hanging loosely at your side.

Ammunition and Staging:

Shotgun – 4 rounds, staged at left or right shelf.

Rifle – 10 rounds, staged on table at fort entrance.

Pistols – 5 rounds each, holstered.

Starting Position

Shooter starts at either left or right shelf, hands hanging loosely at your side.

Ready Line

"I could find you in the dark, Mrs. Lowe; and I'm only part Indian."

At The Beep

Knock down two shotgun targets, then take shotgun to fort entrance and make it safe for further use.

Using rifle and pistols as needed, place one shot on targets 1 and 8, two shots on targets 2,3,6 & 7, and five shots on targets 4 and 5. Make rifle safe and holster pistols. Take shotgun, move to shelf and engage two remaining shotgun targets.