


WILD BUNCH SIDE MATCH – (2021)

Stage 1 – The Hardware Store

Match Round count: Pistol=140, Rifle=40, Shotgun=23

Setup: 6 spider knockdowns, 6 shotgun knockdowns, 5 rifle stands, 4 pistol stands, 9 targets, one horse.



Ammunition and Staging:

Pistol – loaded with 7 rounds. 4 extra magazines. 35 rounds total.

Shotgun – loaded with 6 rounds, staged on right window sill.

Rifle – 10 rounds staged on right window sill.

Starting Position

Shooter starts at left window with hands on window frame.

Ready Line

"Hold it right there!"

At The Beep


Using pistol, knock down one knockdown target, then sweep P1 through P6, starting on either end.

Repeat instructions for second, third, fourth and fifth magazines. Make pistol safe on window sill.

Move to right window, and with rifle knock down the knockdown target, then sweep R1-R3 three times from the same direction (starting on either end). Make rifle safe, pick up shotgun and knock down all six shotgun targets.

WILD BUNCH SIDE MATCH – (2021)

Stage 2 – The Hardware Store



Ammunition and Staging:

Pistol – loaded with 7 rounds. 4 extra magazines. 35 rounds total.

Shotgun – loaded with 6 rounds, staged on right or left window sill.

Rifle – 10 rounds in hand, butt touching leather.

Starting Position

Shooter starts at doorway, with rifle butt touching leather.

Ready Line


“Don’t make any sudden moves!”

At The Beep

With rifle engage R1, R2, and R3 in a 7 round Nevada sweep, then knock down all three knockdown targets. Take rifle to either window and make safe. Using pistol, engage pistol targets in a 7 round Nevada sweep starting on either end. Repeat with second magazine. Move to doorway and using pistol, engage rifle targets in a 7 round Nevada sweep starting on either end. Move to remaining window and engage pistol targets in a 7 round Nevada sweep starting on either end. Repeat with a second magazine. Make pistol safe on window sill. Pick up shotgun and engage two shotgun targets from each shooting position.

WILD BUNCH SIDE MATCH – (2021)

Stage 3 – The Hardware Store



Ammunition and Staging:

Pistol – loaded with 7 rounds. 3 extra magazines. 28 rounds total.

Shotgun – loaded with 6 rounds, staged on horse.

Rifle – 10 rounds staged on right window.

Starting Position

Shooter starts at left window with thumbs hooked on belt..

Ready Line


“Let’s git outta here!”

At The Beep

Using pistol, place one shot on knockdown target, 2 shots on P2, 3 on P3, 4 on P4, 5 on P5, 6 on P6, and 7 on P7. Make pistol safe on left window sill. Move to right window, and with rifle place one shot on the knockdown target, then two shots on R2, 3 or R3, and 4 on R4. Make rifle safe on right window sill. Move to horse, pick up shotgun and knock down all six shotgun targets.

WILD BUNCH SIDE MATCH – (2021)

Stage 4 – The Hardware Store



Ammunition and Staging:

Pistol – loaded with 7 rounds. 5 extra magazines. 42 rounds total.

Shotgun – loaded with 5 rounds, shouldered, pointed at target.

Rifle – 10 rounds staged on horse.

Starting Position

Shooter starts in doorway, shotgun pointed at target.

Ready Line

“That’s far enough!”

At The Beep

Use shotgun to knock down all five shotgun targets. Make shotgun safe on left window sill. Move to left of porch, in front of pistol targets. Using pistol, engage the pistol targets in the following manner: P2, P2, P1, P2, P3, P2, P2. Repeat with second magazine. Move to left window and engage pistol targets in the following pattern: P1, P2, P1, P2, P3, P2, P2. Repeat with another magazine. Move to right window and using pistol, engage rifle targets in the following manner: P1, P2, P2, P3, P2, P2, P1. Repeat with a second magazine. Make pistol safe on right window sill. Move to the horse, and using rifle, engage rifle targets in a double tap Nevada sweep (R1, R1, R2, R2, R3, R3, R2, R2, R1, R1).