

WESTERN MOVIE CLICHÉS

Stage 1 – The Gaslight Theater

You call this coffee?



Ammunition and Staging:

Rifle – 10 rounds stage on either doorway shelf.

Pistols – 5 rounds each, holstered.

Shotgun –4+ rounds, staged in other window sill.

Starting Position

Shooter starts at any shooting position, with coffee cup in hand.

Ready Line

"You call this coffee?"


At The Beep

Guns in any order; do not end with rifle. Knock down two shotgun targets through each window. With rifle in doorway, in any order, engage bottom three targets once each, middle two targets with two shots each, and top target with three shots. This is a round count. Repeat instructions for pistols.

WESTERN MOVIE CLICHÉS

Stage 2 – The Stoney Bottom Gazette

I don't want any trouble, Mister!



Ammunition and Staging:

Rifle – 10 round staged on left window sill.

Pistols – 5 rounds each, holstered.

Shotgun – 6+ rounds, staged on right window sill.

Starting Position

Shooter starts at either window, hands in low surrender.

Ready Line

"I don't want any trouble, Mister!"

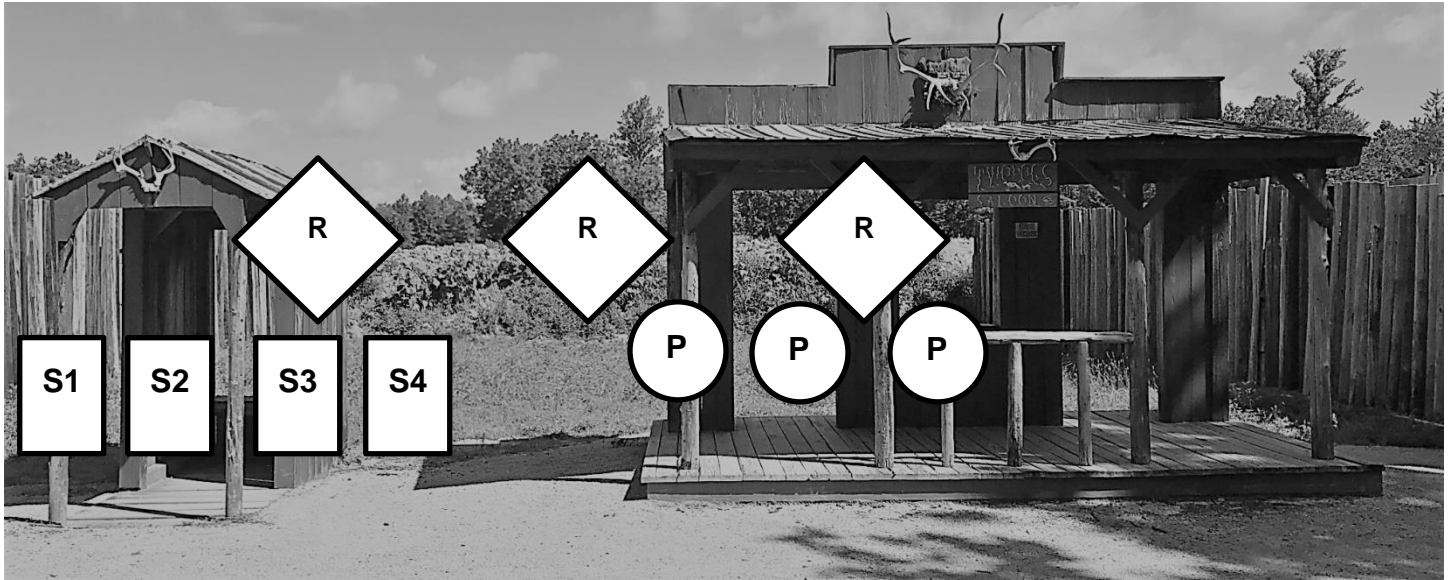
At The Beep

Through left window, with rifle, place three rounds on each circle and one round on each square. No double or triple taps. Repeat same instructions with pistol. Through right window, knock down all six shotgun targets.

WESTERN MOVIE CLICHÉS

Stage 3 – The Saloon

“Whiskey!”



Ammunition and Staging:

Rifle – 10 rounds staged on window shelf.

Pistols – 5 rounds each, holstered.

Shotgun – 4+ rounds, staged on outhouse seat.

Starting Position

Shooter starts at window in Texas surrender position.

Ready Line

“Whiskey!..”


At The Beep

Through window, use rifle to engage center rifle target five times, then each outside target twice, then the center target once. Through left window, engage pistol targets in the same manner. Move to outhouse and using shotgun, knock down all four shotgun targets.

WESTERN MOVIE CLICHÉS

Stage 4 – The Bank

Hold it right there!



Ammunition and Staging:

Rifle – 10 rounds staged on cactus.

Pistols – 5 rounds each, holstered.

Shotgun – 4+ rounds, staged on right window shelf.

Starting Position

Shooter starts within kicking distance of the cactus, rifle in hand, pointed at the target.

Ready Line

“Hold it right there!”

At The Beep

Starting on either target, with rifle, engage rifle targets by putting one shot on the first target, two shots on the second, three shots on the first, and four shots on the second. Make rifle safe on cactus, then move to left window and engage pistol targets in the same manner. Holster. Move to right window and knock down all four shotgun targets.

WESTERN MOVIE CLICHÉS

Stage 5 – The Hardware Store

Drop your guns!



Ammunition and Staging:

Rifle – 10 rounds staged on right window shelf.

Pistols – 5 rounds each, holstered.

Shotgun – 4+ rounds, staged on left window shelf.

Starting Position

Shooter starts in doorway, with pistol(s) drawn.

Ready Line

“Drop your guns!”

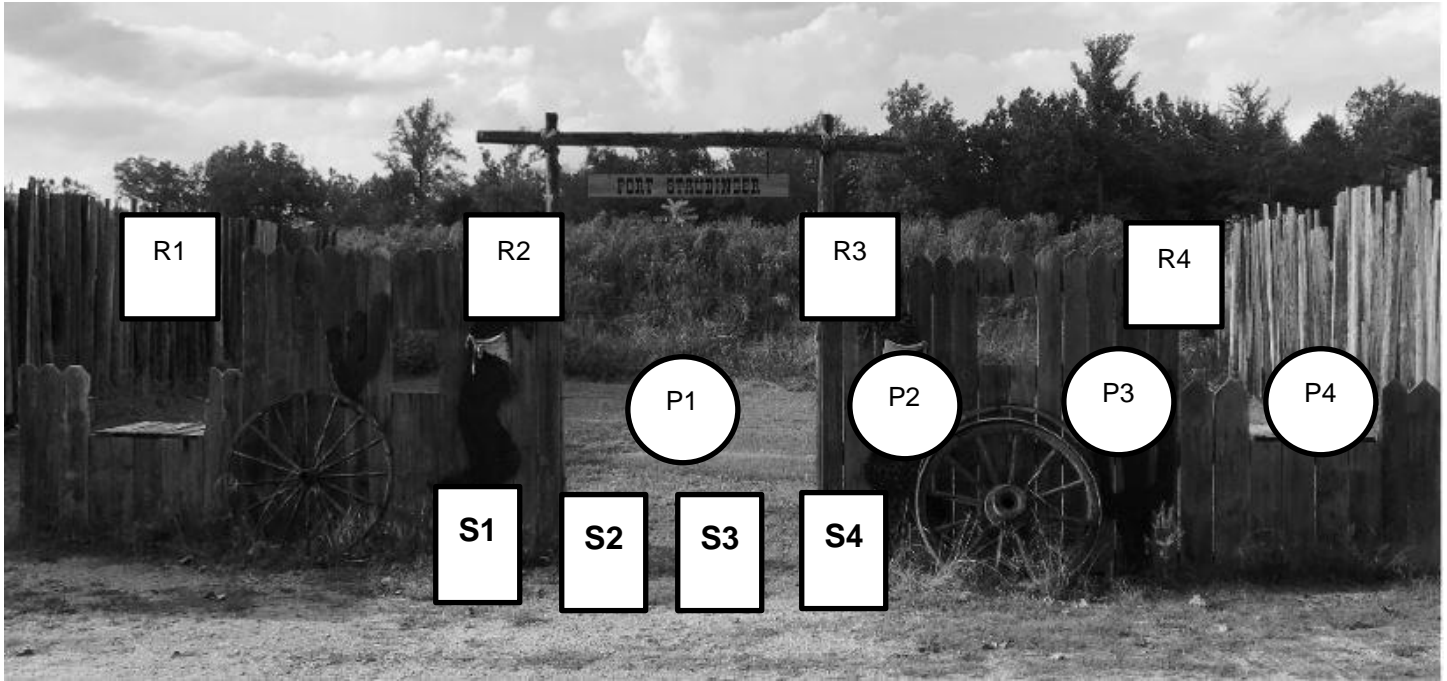
At The Beep

With first five shots, engage the center three targets in a Nevada Sweep (P2, P3, P4, P3, P2 or P4, P3, P2, P3, P4). With second five shots, sweep all five targets from either end (P1, P2, P3, P4 P5 or P5, P4, P3, P2, P1). Holster. Move to right window and engage rifle targets in the same manner. Move to left window and engage all four shotgun targets until down.

WESTERN MOVIE CLICHÉS

Stage 6 – Fort Stoudinger

You'll never get away with this!



Ammunition and Staging:

Rifle – 10 rounds staged on right shelf.

Pistols – 5 rounds each, holstered.

Shotgun – 4+ rounds, staged on horse at Fort entrance.

Starting Position

Shooter at right shelf in Gabby Hayes position (hands overhead in surrender).

Ready Line

"You'll never get away with this!"

At The Beep

From right shelf, engage the rifle targets in the following manner: Inside, inside, outside, outside, crossing the imaginary centerline each time. In other words, "R2, R3, R1, R4, R2, R3, R1, R4, R2, R3" or "R3, R2, R4, R1, R3, R2, R4, R1, R3, R2". Make rifle safe and engage pistol targets in the same manner. Holster. Move to shotgun and engage knockdown targets in the same manner (S2, S3, S1, S4, or S3, S2, S4, S1).