


THE WILD BUNCH – (1969)

Stage 1 – The Gaslight Theater

It's covered, ya two-bit, redneck peckerwood!



Ammunition and Staging:

Rifle – loaded with 7 rounds, staged on right shelf. 7 rounds total

Pistol – loaded with 7 rounds, holstered. 3 extra magazines with 7 rounds each. 28 rounds total

Shotgun – loaded with 5 rounds, staged on either doorway shelf. 5 rounds total

Starting Position

Shooter starts at left window, hands on hat.

Ready Line

"It's covered, ya two-bit, redneck peckerwood!"

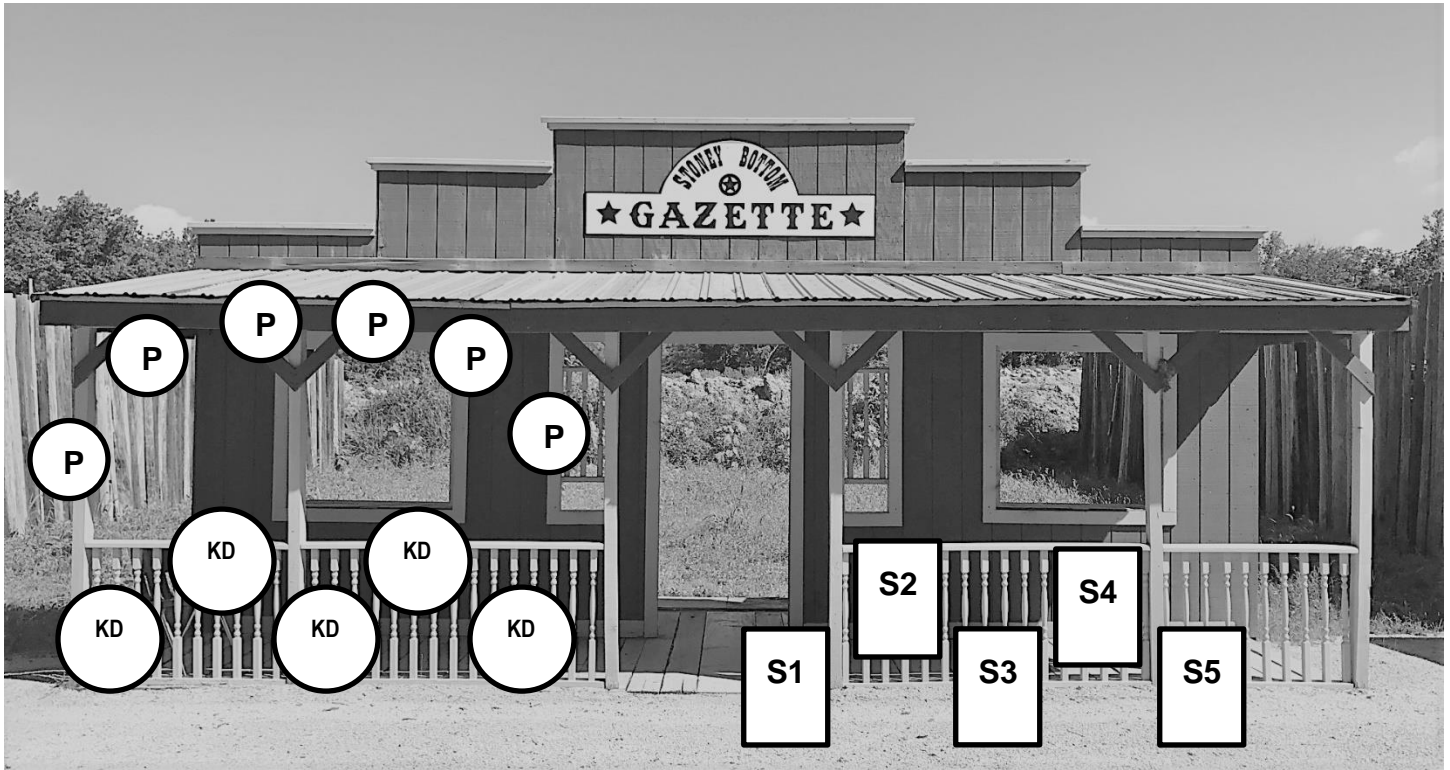
At The Beep

Double tap each end target, then triple tap the center target. Repeat. Move to right window and repeat instructions. Make pistol safe on window shelf. Use rifle to engage Rifle/Pistol targets in the same manner. Make rifle safe on window shelf. Move to doorway and knock down all five shotgun targets. Shotgun targets left standing after 5 shots are scored as misses.

THE WILD BUNCH – (1969)

Stage 2 – The Stoney Bottom Gazette

Washers! We shot our way out of that town for a dollar's worth of steel holes!



Ammunition and Staging:

Rifle – None.

Pistols – loaded with 7 rounds, holstered, 4 extra magazines with 7 rounds each, 35 rounds total.

Shotgun – loaded with 5 rounds, staged on right window shelf.

Starting Position

Shooter starts at left window, hands on your hat.

Ready Line

“Washers! We shot our way out of that town for a dollar's worth of steel holes!”


At The Beep

With first pistol shot, knock down one knockdown target, then sweep the six stationary pistol targets. With second magazine, knockdown second knockdown target, then sweep the six stationary targets. Repeat with third, fourth and fifth magazine. Move to right window and knock down all five shotgun targets.

THE WILD BUNCH – (1969)

Stage 3 – The Saloon

“I’m sorry. Come on T. C. , help me get his boots.”



Ammunition and Staging:

Rifle – loaded with 7 rounds stage on window sill.

Pistol – loaded with 7 rounds, holstered. 2 extra magazines with 7 rounds each. 21 rounds total.

Shotgun – loaded with 5 rounds, staged on outhouse seat.

Starting Position

Shooter starts at either doorway, hands on hat.

Ready Line

“I’m sorry. Come on T.C., help me get his boots..”


At The Beep

Using pistol, engage pistol targets in a 7 round Nevada sweep starting on either end. Move to other doorway and repeat instructions. Move to window and engage Rifle/Pistol targets with pistol in the same manner. Make pistol safe on window sill. Pick up rifle and engage Rifle/Pistol targets in the same manner. Make rifle safe. Move to outhouse and engage 3 swinger targets in a five round Nevada sweep starting on either end.

THE WILD BUNCH – (1969)

Stage 4 – The Bank

“Next time, you better plan your massacre more carefully or I’ll start with you!”



Ammunition and Staging:

Rifle – loaded with 7 rounds staged on outside table.

Pistols – loaded with 7 rounds, holstered. 2 extra magazines, 21 rounds total

Shotgun – 4 rounds, staged on right window sill.

Starting Position

Shooter at right window, or at table, with appropriate long gun in hand.

Ready Line

“Next time, you better plan your massacre more carefully or I’ll start with you!”

At The Beep

From the table, engage Rifle/Pistol targets with rifle in an alternating pattern, starting on either target, for all seven rounds. Make rifle safe. Using pistol to engage same targets in the same manner.

Move to left window and engage targets with pistol in the same manner. Move to right window and repeat. Make pistol safe on window sill, pick up shotgun, and knock down all four shotgun targets.

Or, start with shotgun at right window, then pistol, pistol, pistol, ending with the rifle.

THE WILD BUNCH – (1969)

Stage 5 – The Hardware Store

Well, we share very few sentiments with our government.



Ammunition and Staging:

Rifle – loaded with 7 rounds, staged on window sill opposite from the starting position.

Pistols – loaded with 7 rounds, holstered. 4 extra magazines. 35 rounds total.

Shotgun – none

Starting Position

Shooter starts at either window with hands on window sill.

Ready Line

“Well, we share very few sentiments with our government.”

At The Beep

Engage pistol targets through window in the following manner: RP1, RP5, RP2, RP4, RP3, RP3, RP3. Repeat. Move to doorway and engage targets in the same manner for 7 rounds. Move to other window and repeat twice. Make pistol safe on window sill, pick up rifle, and engage targets through window in the same manner as the pistol.